

## Learning & ringing Platinum

People learn differently, but however you learn it's useful to look at a method from several perspectives before deciding how to learn it.

### Platinum Delight Minor

Platinum Delight Minor is a wrong place method but from the grid, Figure 1(L), you can see that all the wrong work (points and back-hand places) occur under the Treble.

Experienced Surprise Minor ringers may recognise the under-work as Wells but even if you don't know Wells you may know London. A sizeable chunk of the under work – the grey area in Figure 1(L) – is in fact London.

Looking above the Treble everything is right-place – a lot of it hunting (shaded orange in Figure 1). The lead end is 2nd place, so with right hunting either side of the lead there are the familiar lead end dodges and a 'normal' feel.

Now let's look at the line in Figure 2(L). Notice that the lead end order is the same as Plain Bob – 2, 4, 6, 5, 3 – more familiarity.

The front work of the pivot bell (6th place bell) jumps out as easily memorable. It's like an elongated, 4-point whole turn (shaded red).

Also notice that the first half of 2nd place bell and the last half of 3rd place bell (shaded grey) are pure London.

The rest of the work will be new to many ringers. Notable features include:

- 5th place made from the back is just after or before dodging 5-6 with the Treble.
- A place is always made just below passing the Treble (as it is in London).
- 3rds is made either side of the point lead that comes in 4th & 5th place bells.
- 4th place bell turns round immediately in 3rds (and there's a corresponding place just before becoming 3rd place bell).




Figure 1: Platinum grids

(L) Delight Minor (R) Surprise Major

### Platinum Surprise Major

Platinum Surprise Major is a right place method unrelated to the Delight Minor method.

The most prominent features in the grid, Figure 1(R), are the 4-pull dodging that fills the space between the lead end and meeting the Treble on the back (yellow) and the crankshaft places made below it in 5-6 (orange). The 2nd place lead end again gives familiar dodging.

Now look at the line, Figure 2(R). The lead end order is 2, 3, 5, 7, 8, 6, 4 – the same as London, Rutland, etc. In fact 2nd place bell and 4th place bell (grey) are very similar to Rutland but slightly modified in the middle (blue).

The front work in 3rd & 6th place bells is like Yorkshire, but it's the other way round in relation to where it passes the Treble.

Overall there is a 'front to back to front drift' – the first two and last two place bells in Figure 2(R) never go on the back and the middle three never go on the front. The 4-pull dodges all come in the three middle leads, two in the pivot bell, which turns round in 6ths at the half lead.

The crank handle places stand out less in the line than in the grid, so may be best learnt as part of larger work chunks. But it's handy knowing that both places are with a partner.

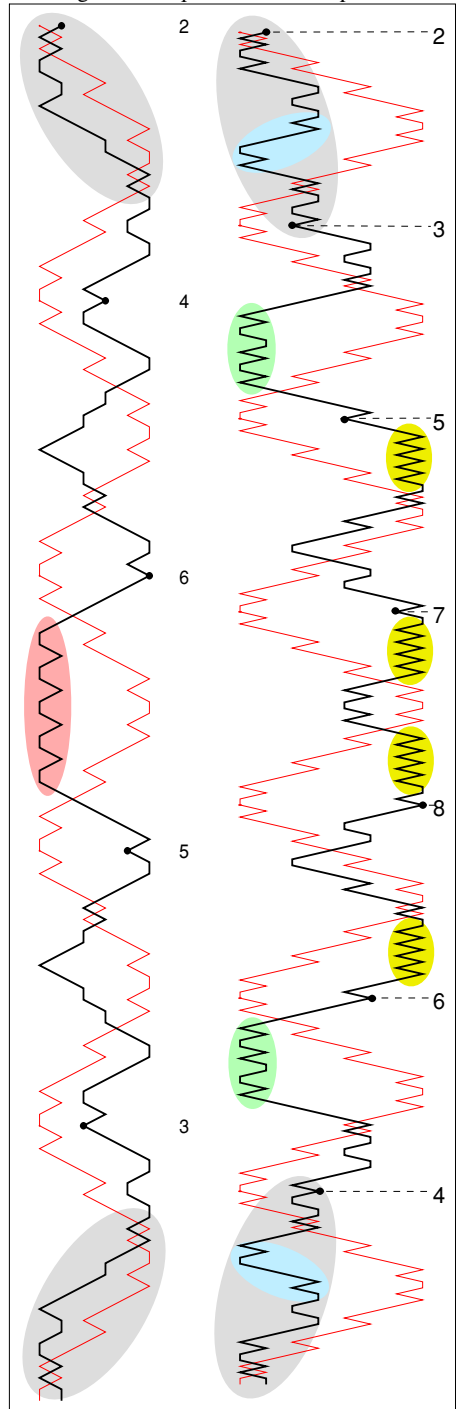


Figure 2: Platinum lines:

(L) Delight Minor, (R) Surprise Major

## Compositions

There are no true 720s of Platinum Delight Minor but for a quarter you can get a true 1440 with any calling that gives a true 720 of Plain Bob – 1/7 longer than the minimum but not excessive. For a peal, call four 1440s to give 5760, also 1/7 longer than the minimum.

The simplest quarter peal of Platinum Surprise Major is (Wrong, Home, Wrong) x3, which gives 1344. For peals, the composition library ([complib.org.uk](http://www.complib.org.uk)) lists 1084 that are true to Platinum, including simple ones, such as:

<http://www.ringing.org/printable/?id=381>

<http://www.ringing.org/printable/?id=478>

<http://www.ringing.org/printable/?id=379>

### Other methods

There are other relevant methods such as: Wedding Delight Major and Anniversary Delight Major, see Figure 3.

Maybe the ultimate tribute would be to ring 3-spliced Platinum, Wedding & Anniversary. If any composer produces such a composition, please share it so others can ringing it too.

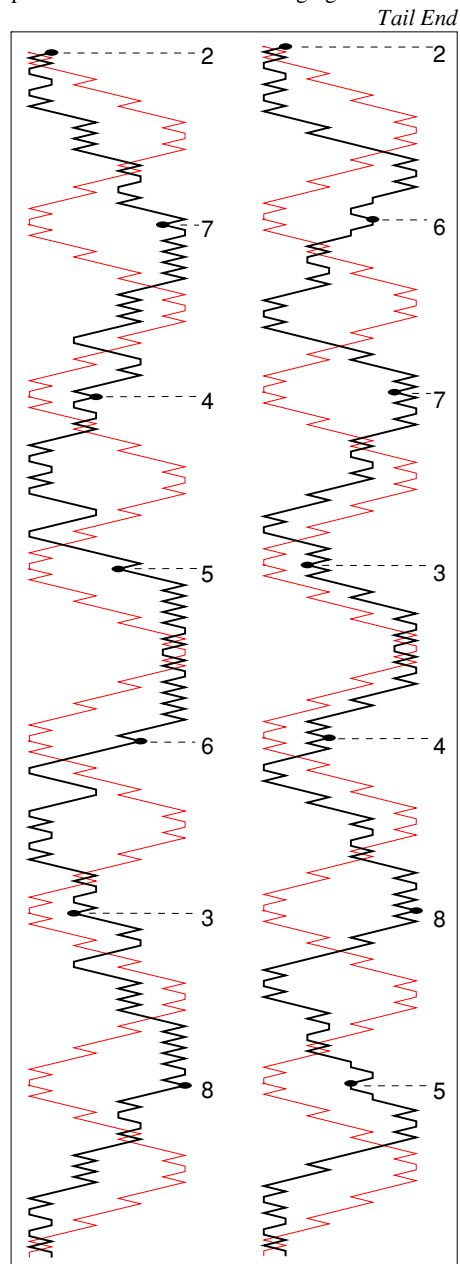


Figure 3: (L) Wedding Delight Major  
(R) Anniversary Delight Major